

# CERTIFICATE OF COMPLETION

This is to certify that

V.V. Institute of Pharmaceutical Sciences

has successfully completed

CARBON FOOTPRINT & ENERGY AUDIT

The study was completed by Rekhapalli Environmental Solutions & Technologies Pvt Ltd

Dr Rekhapalli Srinivasa Rao

Green, Eco & Energy Lead Auditor  
Certified ISO-14001 Auditor



Issued by

Rekhapalli Environmental Solutions & Technologies Pvt Ltd

July 2022



*Handwritten signature*  
PRINCIPAL  
V. V. Institute of  
Pharmaceutical Sciences  
Seshadri Rao Knowledge Village  
GUDLAVALLERU - 521358


V.V. Institute of Pharmaceutical Sciences

GUDLAVALLERU, KRISHNA DISTRICT, ANDHRA PRADESH 521356




## Carbon Footprint and Energy Audit



  
PRINCIPAL  
V. V. Institute of  
Pharmaceutical Sciences  
Seshadri Rao Knowledge Village,  
GUDLAVALLERU

S.no	Contents	Page No.
01	Acknowledgement	04
02	Executive Summary	05
03	Carbon footprint & Opportunities	07
04	Energy efficiency	11
05	Conclusion	17



  
PRINCIPAL  
V. V. Institute of  
Pharmaceutical Sciences  
Seshadri Rao Knowledge Village  
GUDLAVALLERU - 521 356

# Acknowledgements

REST Pvt Ltd



**Dr Rekhapalli Srinivasa Rao**  
Green, Eco & Energy Lead Auditor  
Certified ISO-14001 Auditor

5 July 2022

## Carbon Footprint & Energy Audit

The REST Pvt Ltd acknowledges with thanks the cooperation extended to our team for completing the study at V.V. Institute of Pharmaceutical Sciences (VVIPS).

The interactions and deliberations with VVIPS team were exemplary and the whole exercise was thoroughly a rewarding experience for us. We deeply appreciate the interest, enthusiasm, and commitment of VVIPS team towards environmental sustainability.

We are sure that the recommendations presented in this report will be implemented and the VVIPS team will be further improving their environmental performance.

Kind regards

Your sincerely

**Dr Rekhapalli Srinivasa Rao**

Green, Eco & Energy Lead Auditor

Certified ISO-14001 Auditor

REST Pvt Ltd



*Handwritten signature in green ink*  
**PRINCIPAL**  
**V. V. Institute of**  
**Pharmaceutical Sciences**  
4 | Page  
Seshadri Rao Knowledge Village  
GUDLAVALLURU - 521 255

# Executive Summary

The growth of countries across the world is leading to increased consumption of natural resources. There is an urgent need to establish environmental sustainability in every activity we do. In a modern economy, environmental sustainability will play a critical role in the very existence of an organization.

An educational institution is no different. Built environment, especially an educational institution, has a considerable footprint on the environment. Impact on the environment due to energy consumption, water usage and waste generation in an educational institute is prominent. Therefore, there is an imminent need to reduce the overall environmental footprint of the institution.

As an Institution of higher learning, V.V. Institute of Pharmaceutical Sciences (VVIPS) firmly believes that there is an urgent need to address the environmental challenges and improve their environmental footprint.

True to its belief, VVIPS has not installed any solar powered panels and installed LED lights, REST Pvt Ltd team encourages VVIPS team for their willingness towards transforming into non-conventional energy.

Keeping VVIPS work in energy efficiency, we recommend the following to be taken by the competent team at VVIPS:

**Work towards achieving carbon neutrality:** INDC emphasizes creating an additional carbon sink of 2.5 to 3 billion tonnes of CO<sub>2</sub> equivalent through additional forest and tree cover by 2030. VVIPS's net carbon emission for the year 2021-22 is >50MT CO<sub>2</sub>e. VVIPS should focus on energy efficiency, renewable energy, and carbon sequestration as tools that will enable them to offset the present carbon emissions and achieve carbon neutrality.

**Installation of solar rooftop:** Renewable energy plays a very important role in improving the environmental footprint of an organization. By increasing the share of renewable energy in VVIPS's energy portfolio, the overall carbon footprint of the college can be reduced. The roof area available at VVIPS is around **5672.02** sq. ft on roof top. For the available area, roof top can be utilized for solar PV to install. For further enhancement of solar power in next step, VVIPS could look at installing additional 25kWp of solar PV which can generate 40,500 units per year. Still the renewable share will also reduce the 33 MT CO<sub>2</sub>e. For the current assessment year power consumption to reduce, roof top can be utilized for solar power to expand.

**Increase the operating power factor:** Presently, based on the energy bills, it is understood that the institution maintains a power factor of 0.75. Since the institution pays electricity bills for the KVAH consumed, the lower the power factor, higher is the energy bill for the same KWH consumption. It is recommended to install capacitor banks to improve the power factor and save energy bill. VVIPS can save up to Rs. 20,000 per month.



*[Signature]*  
**PRINCIPAL**  
**V. V. Institute of**  
**Pharmaceutical Sciences**  
Seshadri Rao Knowledge Village  
GUDLAVALLERU - 521 251

Improve energy efficiency of the college: It is recommended to adopt latest energy efficient technologies for reducing energy consumption in fans, lighting, and air conditioners. We recommend the following projects to be implemented at the earliest:

- Replace conventional 100W ceiling fans with energy efficient BLDC fans of 30W
- Install air conditioners energy savers to save energy in split air conditioners
- Replace all conventional tube lights with LED lamps



*Amr*  
PRINCIPAL  
V. V. Institute of  
Pharmaceutical Sciences  
Seshadri Rao Knowledge Village  
GUDLAVALLERU - 521 356

# Carbon Footprint and Energy Audit

V.V. Institute of Pharmaceutical Sciences (VVIPS) and REST Pvt Ltd are working together to identify opportunities for improvement in energy efficiency and carbon reduction. This report highlights all the potential proposals for improvement through the audit and analysis of the data provided by VVIPS for lighting, air conditioning, ceiling fans, and biogas potential.

The report also details the carbon emissions from college operations. For carbon emissions, scope 1 and scope 2 emissions are calculated from the data submitted by VVIPS. The report emphasizes the GHG emission reduction potential possible through a reduction in power consumption.

## Submission of Documents

"Carbon footprint and energy audit at VVIPS was carried out with the help of data submitted by VVIPS team. VVIPS team was responsible for collecting all the necessary data and submitting the relevant documents to REST Pvt Ltd for the study.

## Note

Carbon footprint and energy audit are based on the data provided by VVIPS team and discussions the REST Pvt Ltd team had with VVIPS team. The scope of the study does not include the exclusive verification of various regulatory requirements related to environmental sustainability.

REST Pvt Ltd has the right to recall the study if it finds (a) major violation in meeting the environmental regulatory requirements by the location and (b) occurrence of major accidents, leading to significant damage to ecology and environment.



*Ar Rao*  
PRINCIPAL  
V. V. Institute of  
Pharmaceutical Sciences  
Seshadri Rao Knowledge Village  
GUDLALLERU - 521 351

# Opportunities for improvement

As a part of the overall environmental improvement study at VVIPS, carbon footprint calculations were also carried out. The objective of calculating the carbon footprint of the campus is find the present level of emissions from campus operation and what initiatives that the VVIPS can take to offset the emissions. By offsetting the emissions, the college can become carbon neutral in the future by adopting energy efficient processes, increase in renewable energy share and tree plantation.

Carbon footprint calculations:

To help delineate direct and indirect emission sources, improve transparency, and provide utility for different types of organizations and different types of climate policies and business goals, three "scopes" (scope 1, scope 2, and scope 3) are defined for GHG accounting and reporting purposes.

For calculating carbon footprint of the campus, Scope 1 & Scope 2 emissions are being considered. Since day scholars use college provided transportation and hostellers stay in campus, Scope 1 and Scope 2 are the highest contributor to overall emissions. For this reason, Scope 3 is not being calculated.

Scope 1: Direct GHG Emissions

Direct GHG emissions occur from sources that are owned or controlled by the company, for example, emissions from combustion in owned or controlled DG sets, canteen, vehicles, etc.; emissions from chemical production in owned or controlled process equipment. Direct CO2 emissions from the combustion of biomass shall not be included in scope 1 but reported separately.

VVIPS Scope 1 emissions for 2021-22:

Sources of Scope 1 emissions in VVIPS:

- 1) Diesel used for college-owned transportation: No data
- 2) Diesel consumption for the generator for the assessment year 2021-22: No data
- 3) LPG used for canteen: 8cylinders/year

Scope 2: Electricity Indirect GHG Emissions



  
PRINCIPAL  
V. V. Institute of  
Pharmaceutical Sciences  
Seshadri Rao Knowledge Village  
GUDLAVALLUR, CO



Scope 2 accounts for GHG emissions from the generation of purchased electricity consumed by the institute. Purchased electricity is defined as electricity that is purchased or otherwise brought into the organizational boundary of the company. Scope 2 emissions physically occur at the facility where electricity is generated.

VVIPS Scope 2 emissions for 2022: Electricity purchased from grid is contributing around 30MT CO<sub>2</sub>. Eq.

### **Develop a roadmap to increase contribution of renewable energy in the overall energy consumption**

To have a continued focus on increasing renewable energy utilization to 100% which will also lead to reduction in GHG emissions, it is suggested to develop a detailed roadmap on RE utilization. The road map should broadly feature the following aspects

- Renewable energy potential of VVIPS and the maximum offset that can be achieved at VVIPS
- Percentage substitution with renewable energy that VVIPS wants to achieve in a specified time frame

### **Key tasks that need to be executed to achieve the renewable energy target**

- Specific financial break up for each of the projects highlighting the amount required, available and the utilization status as on date
- A regular review mechanism to ensure progress along the lines of the roadmap should be framed
- The roadmap should also highlight important milestones/key tasks, anticipated bottle VVIPS & proposed

### **Renewable energy roadmap should be used as a base to frame GHG emissions reduction target**

It is suggested to use the developed renewable energy roadmap to correlate the GHG reduction that each of the renewable energy project will achieve. This approach will provide a base to set targets for reduction in GHG emissions. The action plan for renewable energy will shoulder the action plan for GHG emissions reduction and work towards achieving carbon neutrality.

### **Explore the option of other onsite and offsite renewable energy projects**

The renewable energy field has been witnessing many private investors due its increased market demand and attractive policies in many states. There are Renewable Energy Independent Power Producers (RE IPPs) who have installed RE based power plants like wind, small hydro and solar PV. GOC can consider having a long-term power purchase agreement with these RE IPPs in purchasing fixed quantity of power for a period of 5 to 10 years.

"Evolve a system to monitor the implementation of various GHG mitigation opportunities VVIPS has an action plan to reduce its GHG emissions. VVIPS should also evolve a system to monitor the implementation of various GHG mitigation opportunities. It is recommended to use a Gantt chart to mark out the action plan for the activities and track its implementation. Gantt chart will serve as an excellent way to instantly monitor and comprehend all different tasks in one place which would ease tracking of implementation.



PRINCIPAL  
V. V. Institute of  
Pharmaceutical Sciences  
Beshadri Rao Knowledge Village  
GUDLAVALLERU - 521 25

## Calculation for Installation of 25kW of Solar PV in VVIPS campus

Renewable energy is one of the important steps to be taken up by the college to reduce their overall carbon footprint. Based on the details provided by VVIPS team, The roof area available at VVIPS is around **5672.02** sq. ft on roof top. For the available area, roof top can be utilized for solar PV to install. For further enhancement of solar power in next step, VVIPS could look at installing additional 25kWp of solar PV which can generate 40,500 units per year. Still the renewable share will also reduce the 33 MT CO<sup>2</sup>e. For the current assessment year power consumption to reduce, roof top can be utilized for solar power to expand.

RESCO model for solar rooftop installation:

A Renewable Energy Service Company (RESCO) is an ESCO Energy service company which provides energy to the consumers from renewable energy sources. RESCO or BOOT model is about pay as you consume the electricity.

- Solar Power Plant is owned by the RESCO or Energy Company
- Customer must sign a Power purchase Agreement (PPA) with actual investor at mutually agreed tariff and tenure
- Customer only pays for electricity consumed
- RESCO developer is responsible for its annual operations & maintenance (O&M)
- The RESCO gets the benefit by selling the surplus power generated to the DISCOM



*Ashw*  
**PRINCIPAL**  
**V. V. Institute of**  
**Pharmaceutical Sciences**  
Neshadri Rao Knowledge Village  
GUDLAVALLURU 521 051

# Energy Efficiency

Annual energy consumption of VVIPS campus is mainly consuming for Fans and Air conditioners. Major energy consumers are:

1. Fans
2. Air conditioners
3. Lighting

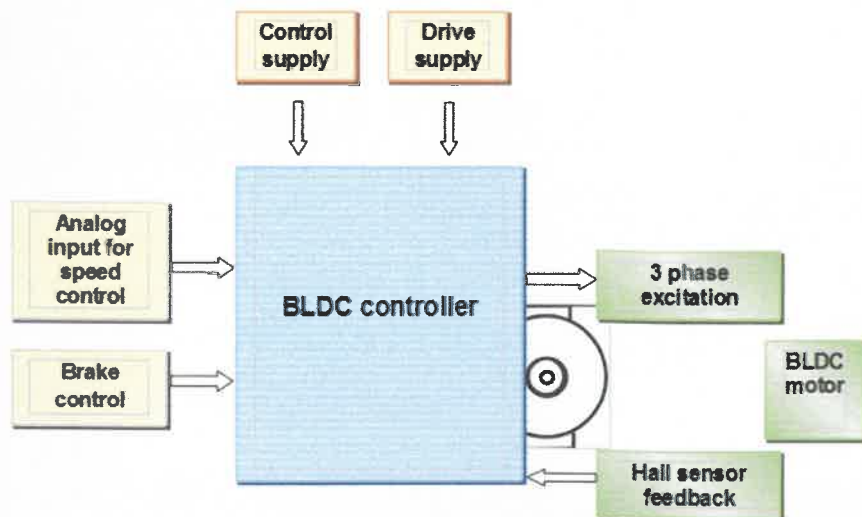
## Replace conventional tube lights with LED lamps

## Replace Conventional Ceiling Fans with Energy Efficient BLDC Fans


During the Energy Audit at VVIPS, a detailed study was carried out to identify the potential for replacing the existing ceiling fans with BLDC super fans. There is 11.8kW power consumption by fans operating in VVIPS campus.

Instead of conventional ceiling fans, latest technology BLDC fans which consume only 30W can be installed in the newly constructed building. A brushless DC (BLDC) motor is a synchronous electric motor powered by direct-current (DC) electricity and having an electronic commutation system, rather than a mechanical commutator and brushes. A BLDC motor has an external armature called the stator, and an internal armature called the rotor.

The rotor can usually be a permanent magnet. Typical BLDC motor-based ceiling fan has much better efficiency and excellent constant RPM control as it operates out of fixed DC voltage. The proposed BLDC motor and the control electronics operate out of 24V DC through an SMPS having input AC which can vary from 90V to 270V. The operational block diagram of a BLDC motor is as follows:



*ANAND*  
PRINCIPAL  
V. V. Institute of  
Pharmaceutical Sciences  
Seshadri Rao Knowledge Village  
GUDLAVALLERU - 521 356



With the replacement of existing ceiling fans with Super Fans the energy consumption is likely to reduce by 55% per fixture. Considering 100 fans being replaced with super-efficient BLDC fans, 35 kW can be saved. Considering the average operating hours to be 2000 and unit cost as Rs.

9.0, the calculations are as follows:

Total power consumption by fans in college :	179x 100W = 17.9kW
No. of fans considered for calculation :	100 (First cycle of change)
Energy consumption per fan :	100 W
Total energy consumption of fans :	100W X 100 fans
	: 10 kW
Super-efficient BLDC fans energy consumption:	30 W
Savings from 100W to 30 W :	70%
Total savings in fans energy consumption :	70% of 10kW
	: 7.0 kW
Savings per year :	7.0 kW x 2000 hrs X Rs. 9.0/unit
	: Rs. 1.26 Lakhs
Investment :	Rs. 2,50,000
	: 24 months

Annual emission reduction potential in case of replacing 50% fans : 10MT CO2



*ANAND*  
**PRINCIPAL**  
**V. V. Institute of**  
**Pharmaceutical Sciences**  
 Seshadri Rao Knowledge Village  
 GUDLAVALLERU - 521 356

## Install Air conditioners energy saver for spilt air conditioners:

Present status: As per the data obtained from VVIPS team, the campus has majorly 8Ton of Refrigeration units installed.

### Recommendation:

We recommend installing "Airtron", an energy saver that can be installed at every individual unit of AC. The Airtron is the world's most advanced AC SAVER, with all the controls of a Precision AC. The Airtron's dual sensors reference the Room and Coil & Ambient Temp, and uses complex, multiple algorithms in a "closed-loop circuit" to reduce the Compressor Run-Time, to ensure the high savings while maintaining and displaying the Set temperature accurately. The Airtron is Programmable for geographical location and climate and adapts automatically to changes in season and ambient conditions.


This unique device has been developed on Patent-Published technology and approved by leading MNC'S, PSU'S and Govt. Departments. The Airtron is validated by EESL (Energy Efficiency Services Ltd.), Ministry of Power, Government of India, for 44% savings. The Airtron has been validated on all AC's- Inverters, 5 Star, Splits, Multi-Splits, Packages, ducts, Windows, Cassettes from 1.0 - 20.0 TR, LG Ltd, Videocon Ltd, Tata Communications, L&T, Nestle, Ashok Leyland etc. The AIRTRON comes with a Remote for setting the Room Temperature, and in a Non-Flammable Polycarbonate Enclosure, with SMPS Power Supply, to tolerate wide Voltage and Current fluctuations, Surges, Spikes and Sags.

In our case, Airtron installation can reduce the energy consumption of each fixture by 15% on a conservative basis. For a total energy consumption, for air conditioners, as 20 units per hour, 3 units per hour can be saved. It is recommended to install Airtron energy saver in a phase wise manner preferably in the batches of 10 units.

Saving Calculation: Considering the operating hours to be 2000 and unit cost as Rs 9.0/-.

- Monetary annual savings : Rs 45,000/-
- Total investment : Rs 80,000/-
- Payback period : 22 months (2 years)
- Annual emission reduction potential: 4.92 MT CO2



  
PRINCIPAL  
V. V. Institute of  
Pharmaceutical Sciences  
Seshadri Rao Knowledge Village  
GUDLAVALLERU



**Replace Conventional Lamps with LED Lamps**

As per the data submitted, the total number of all the lighting bulbs & fixtures installed are

Power distribution from Lighting				
			Total wattage	
1. Normal bulbs	206	40	8240	watts
2. LED bulbs	87	20	1740	watts
3. Normal fixtures	40	40	1600	watts
4. LED fixtures	20	12	240	watts
Total load			11820	watts

Under failure replacement policy, at least 130 lamps can be changed in the first year.

Types of fixtures	36W Tube
No of fixtures	130
No of hours in Operation	2000



*Amrta*  
**PRINCIPAL**  
**V. V. Institute of**  
**Pharmaceutical Sciences**  
 Seshadri Red Cross Village  
 GUDLAVALLUR - 504205

The campus should be keen in harnessing the day lighting available thereby reducing the use of artificial lighting.

Based on the occupancy, monitoring should be ensured to reduce excessive consumption of energy.

Major savings in energy through lighting fixtures can be achieved by replacing all the above existing fixtures with LED's meeting the required LUX levels. The LED's being less energy consuming while maintaining the equivalent lux is the more sustainable option. The replacement of lighting fixtures should be done as per failure replacement policy i.e. change the old fixture with LED when it fails

#### Advantages of LED

- **Lower energy consumption:** The energy consumption of LEDs is low when compared to the other conventional sources for the same amount of Lumen output.

#### Performance comparison of different type lights

Type of Lamp	Lumen/Watt	CRI	Life hours
HPSV lamps	90-120	Bad (22-25)	15,000-20,000
Metal Halide lamps	65-100	Good (65-90)	18,000
LED lamps	100-150	Very Good (>80)	10,000-12,000

- **High S/P ratio:** LEDs have higher scotopic/photopic ratio (S/P ratio). The eye has two primary light sensing cells called rods and cones - cones function in day light and process visual information whereas rods function in night light. The cone dominated vision is called photopic and the rod dominated vision is called scotopic. The S/P ratio indicates the measure of light that excites rods compared to the light that excites cones. In office environments, illumination is more effective if the S/P ratio is high as it is under scotopic region. LEDs hence are ideally suited for these applications as they have a high S/P ratio.
- **Longer life-time:** LEDs have longer life time of around 1,00,000 hours. This is equivalent to 11years of continuous operation or 22 years of 50% operation.
- **Faster switching:** LED lights reach its brightness instantly upon switching and can frequently be switched on/off without reducing the operational life expectancy.
- **Greater durability and reliability:** As LEDs are solid-state devices and uses semi-conductor material; they are sturdier than conventional sources that use filaments or glass. LEDs can



PRINCIPAL  
V.V. Institute of  
Pharmaceutical Sciences  
Seshadri Rao Knowledge Village  
GUDLAVALLERU - 521 356

also withstand shock, extreme temperatures and vibration as they don't have fragile materials as components.

- **Good Colour Rendering Index (CRI):** The colour rendering index, i.e., measure of a light sources' ability to show objects as perceived under sunlight is high for LEDs. The CRI of natural sunlight is 100 and LEDs offer CRI of 80 and above.


LED offers more focused light and reduced glare. Moreover, it does not contain pollutants like mercury. LED technology is highly compatible for solar lighting as low-voltage power supply is enough for LED illumination.

Calculations are as follows:

Existing Lighting fixtures	36W
Existing power consumption(kW)	4.5kW (130lamps)
Proposed LED wattage (W)	15
LED power consumption (kW)	1.95kW
Energy saving (kW)	2.55kW
Operating hours	2000

Annual monetary savings : Rs 38,250/-  
Investment needed : Rs 90,000/-  
Payback period : 2.5 years  
Annual Emission reduction potential : 4.18MT of CO<sub>2</sub>.




  
PRINCIPAL  
V. V. Institute of  
Pharmaceutical Sciences  
Seshadri Rao Knowledge Village  
GUDLAVALLERU



# Conclusion

VVIPS has initiated few energy efficiency activities in their campus. While REST Pvt Ltd appreciates the VVIPS team for their efforts, we would like to emphasize that opportunity exists further reduce the energy consumption. Installation of renewable energy is to be given major focus. RESCO model can be adopted to install renewable energy without upfront capital investment. We in REST Pvt Ltd are sure that all the recommendations mentioned in the report will be implemented by VVIPS team and the overall environmental performance of the campus will be improved.



  
PRINCIPAL  
V. V. Institute of  
Pharmaceutical Sciences  
Seshadri Rao Knowledge Village  
GUDLAVALLERU - 521 005